

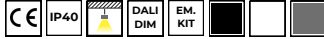
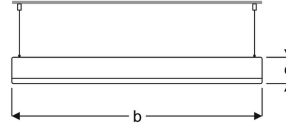
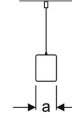
## LINDE

LINEAR LUMINAIRES

VLI02 6020E SS30

VLI02 6020E SS40

VLI02 6020E SS60



## MECHANICAL SPECS / MEKANİK ÖZELLİKLER

<b>Application Areas</b> Uygulama Alanları	Sales room - Residential areas - Offices - Commercial building
<b>Luminaire Type</b> Ürün Tipi	LED Linear
<b>Luminaire Body</b> Ürün Gövdesi	Extruded aluminum body. Electrostatic powder coating
<b>Luminaire Diffuser</b> Ürün Difüzörü	Opal diffuser
<b>Luminaire Colour</b> Ürün Gövde Rengi	S : Ral 9005 Jet black / B : Ral 9016 Traffic White / G : Ral 9006 Grey
<b>Ingress Protection (IP) Rating</b> IP Sınıfı	IP40
<b>Impact Resistance (IK) Rating</b> IK Sınıfı	IK02

## OPTICAL SPECS / OPTİK ÖZELLİKLER

<b>Light Source</b> Işık Kaynağı	Mid Power LED
<b>CRI Value</b> CRI Değeri	>80
<b>UGR Value</b> UGR Değeri	<21 (EN124664-1)
<b>Photo Biological Class</b> Fotobiyolojik Risk Grubu	Group-0 No Risk
<b>Beam Angle</b> Işık Açısı	120°
<b>Driver (220-240V)</b> Sürücü	Osram - Tridonic & ENEC Driver

## ELECTRICAL SPECS / ELEKTRİKSEL ÖZELLİKLER

<b>Mains Voltage</b> Giriş Gerilimi	220-240 V
<b>Mains Frequency</b> Frekans	50/60 Hz
<b>Protection Class</b> Koruma Sınıfı	I
<b>Led Service (25°C)</b> Led Ömrü	L80=50.000h
<b>Power Factor</b> Güç Faktörü	>0,958
<b>Operating Temperature</b> Çalışma Sıcaklığı	-20°C & -45°C
<b>Hot Wire Resistance</b> Kablo Sıcaklık Direnci	650°C

## OPTIONS / OPSİYONLAR

1 Hour Emergency Kit	3 Hour Emergency Kit	DALI	SENSOR
+	+	+	-

Product Code Ürün Kodu	Power (W) Watt	Lumen (lm) Işık Akısı	Efficacy (lm/W) Verimlilik	Col. Temp (K) Kelvin	Dimensions (mm) Boyutlar ( a x b x c ) Ø	Pack. Qty Koli Adedi	Pack. Weight (kg) Koli Ağırlığı
VLI02 6020E SS30	20	2000	100	3000	44x600x70	20	3,00
VLI02 6020E SS40	20	2000	100	4000	44x600x70	20	3,00
VLI02 6020E SS60	20	2000	100	6000	44x600x70	20	3,00